

Supporting Literacy



Supporting Your Child To Make Good Progress

Literacy Mission Statement

At Park Hall Academy we firmly believe that Literacy is an essential skill to enable students to read and write as experts in every subject across the curriculum. We believe that confident literacy skills allow students to express their knowledge and understanding with depth, clarity and efficiency.

Contents

Top tips to support your child with reading... page 2

Reading Strategies... page 3

Reading across the curriculum... page 4

Spelling and 'The Dirty Thirty'... page 5

Recommended websites... page 6



Top tips to support your child with reading

Set aside a regular time to read to your children every day.

Studies show that regularly reading out loud to children will produce significant gains in reading comprehension, vocabulary, and the decoding of words. Whatever age your children are, it will increase their desire to read independently.

Surround your children with reading material.

Children with a large array of reading materials in their homes score higher on standardised tests. Tempt your children to read by having a large supply of appealing books and magazines at their reading level. Put the reading materials in cars, bathrooms, bedrooms, family rooms, and even by the TV.

Have a family reading time.

Establish a daily 15 to 30 minute time when everyone in the family reads together silently. Seeing you read will inspire your children to read. Just 15 minutes of daily practice is sufficient to increase their reading fluency.

Encourage a wide variety of reading activities.

Make reading an integral part of your children's lives. Encourage your child to read menus, newspapers, game directions, weather reports, instructions and other practical everyday information. Also, make sure they always have something to read in their spare time when they could be waiting for appointments or riding in a car.

Develop the library habit.

Entice your child to read more by taking them to the library every few weeks to get new reading materials. Many libraries also run competitions for children of all ages that may appeal to your children and further increase their interest in reading.



Use a variety of aids to help your child

To help your child improve their reading, use textbooks, computer programmes, books-on-CD, and other materials available in the shops and on-line. Games are especially good choices because they let children have fun as they work on their skills.

Show enthusiasm for your child's reading.

Your reaction has a great influence on how hard they will try to become a good reader. Be sure to give them genuine praise for their efforts.



Essential Reading Strategies

- * You must consider the writer's audience and purpose
- * Consider your purpose for reading
- * Relate what you read to your prior knowledge
- * Evaluate reading material both as you read and after you read to make sure you understand and can then form judgments

Annotating Strategies


- * Highlight key information, new vocabulary, significant quotes, or references to other works
- * Make notes in the margin (in pencil) or on post-it notes
- * Write a brief summary
- * Keep a list of key information
- * Create a vocabulary list of new terms with definitions

Pre-reading Strategies

- * Predict – try to “guess” what the text will be about
- * Preview – look through quickly getting an overall idea of the text
- * Purpose – ask yourself “why did the writer write this text?”
- * Prior knowledge – think about all your existing knowledge about the topic in the text to help you understand it better

Post-reading Strategies

- * Skim the text again, adding to your notes and highlighting
- * Keep all of your notes with the text
- * Create a timeline of events
- * Finish all related questions or assignments while the information is still fresh in your mind




Reading across the Curriculum

In all subjects the pupils will need to read. The types of texts that they will come across vary from one subject to another.

There are lots of techniques that your child should know about and use when they are reading so that they will be able to really understand the text.

If you talk to your child and help them to practice the following techniques you will be making a really positive contribution to their overall reading skills.

- ★ **Predicting:** You make informed guesses about the text
- ★ **Skimming:** You read quickly through the sentences getting a gist of the understanding of the text
- ★ **Scanning:** Your eyes dart about a text searching for a specific word/ phrase/ number
- ★ **Close reading:** You pay close attention to the sentences, taking time to understand the meaning
- ★ **Questioning:** You ask questions about a text to clarify your ideas
- ★ **Reading Backwards and Forwards:** When you have to read back in a text or read forward in order to make connections or clarify your ideas
- ★ **Empathising:** When you put yourself in someone else's shoes and feel what they feel
- ★ **Visualising:** You see a picture in your mind to help gain a better impression or understanding of text
- ★ **Inferring:** When someone makes a point that isn't obvious and you have to read 'between the lines' to find the meaning



Spelling

Anxiety about spelling is one of the major barriers to confident writing. However, it is a barrier that with practice and patience can be broken down to produce a confident communicator. Our aim is to promote the value of accurate spellings and the impact it can have on their writing. The 'Dirty Thirty' identifies commonly misspelt words which many people struggle with.

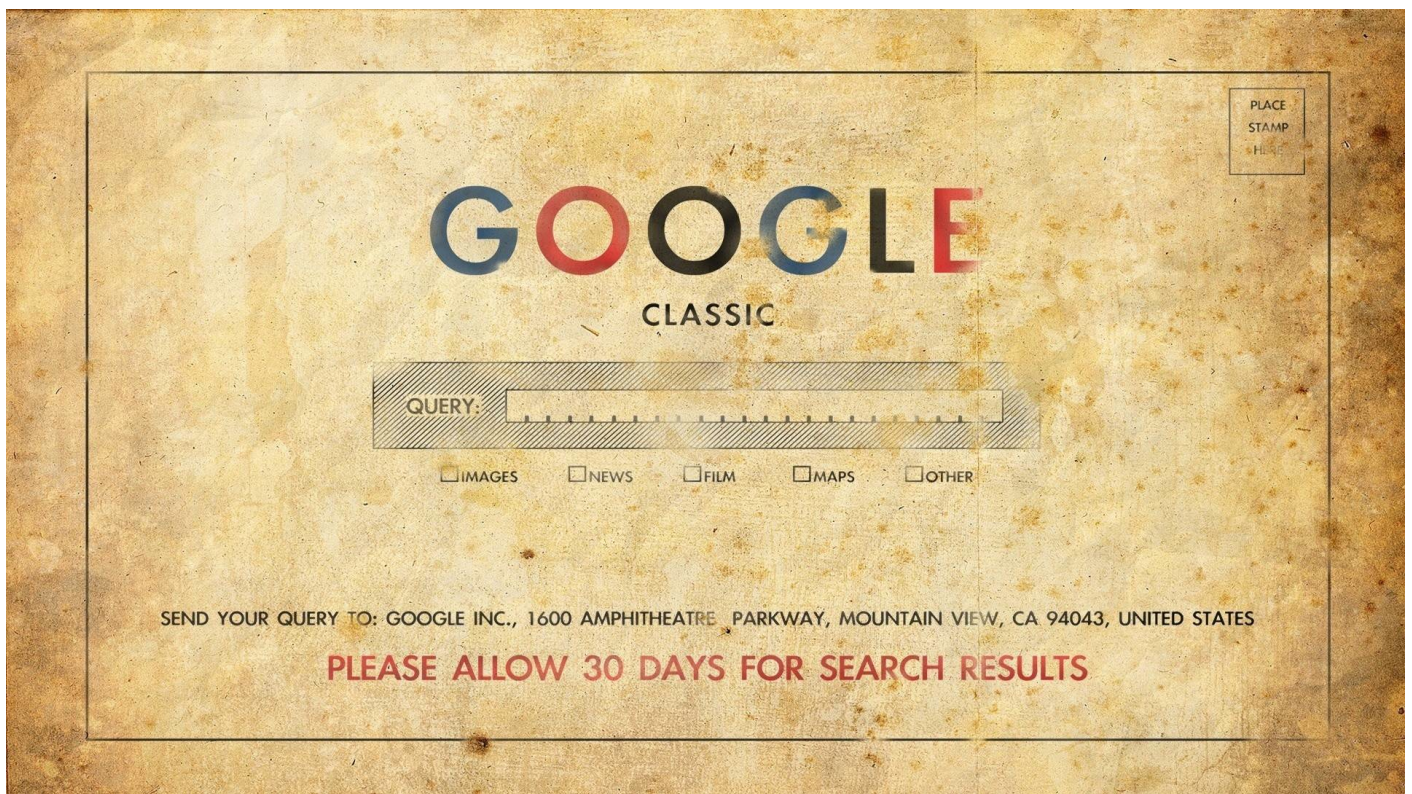
When you are practising spellings, use as many senses as you can:

- ★ Look closely at a word, try to remember what it LOOKS like
- ★ Think about the SOUND of a word - that will often give you clues about the spelling
- ★ To learn a word, WRITE it or TYPE it - or both!

"The Dirty Thirty"

1. accommodation
2. beautiful
3. because
4. beginning
5. believe
6. business
7. ceiling
8. decided
9. definitely
10. disappear
11. disappointed
12. embarrass
13. extremely
14. friend
15. immediately
16. minute
17. necessary
18. neighbour
19. nervous
20. opportunity
21. persuade
22. queue
23. queueing
24. quiet
25. quite
26. receive
27. separate
28. sincerely
29. surprised
30. until





Website Recommendations

These websites have been recommended by both teachers and parents.

www.literacytrust.org.uk

<http://www.booktrust.org.uk/>

www.bbc.co.uk/bitesize/ks3/english/reading

http://www.bbc.co.uk/schools/websites/11_16/site/english.shtml

<http://www.schoollibraries.org/>

<http://heartoftheschool.edublogs.org/>

<http://teenlibrarian.co.uk/>

<http://keris.typepad.com/chicklet/>

<http://www.worldbookday.com/>

<http://www.rif.org/>

<http://www.readers.com/resources/education/kids-online-reading-games/>

<http://www.studyladder.co.uk/learn/literacy>

