



# The 'Mini' Park Life

A special edition of our school magazine just for Year 6 joining us in September.

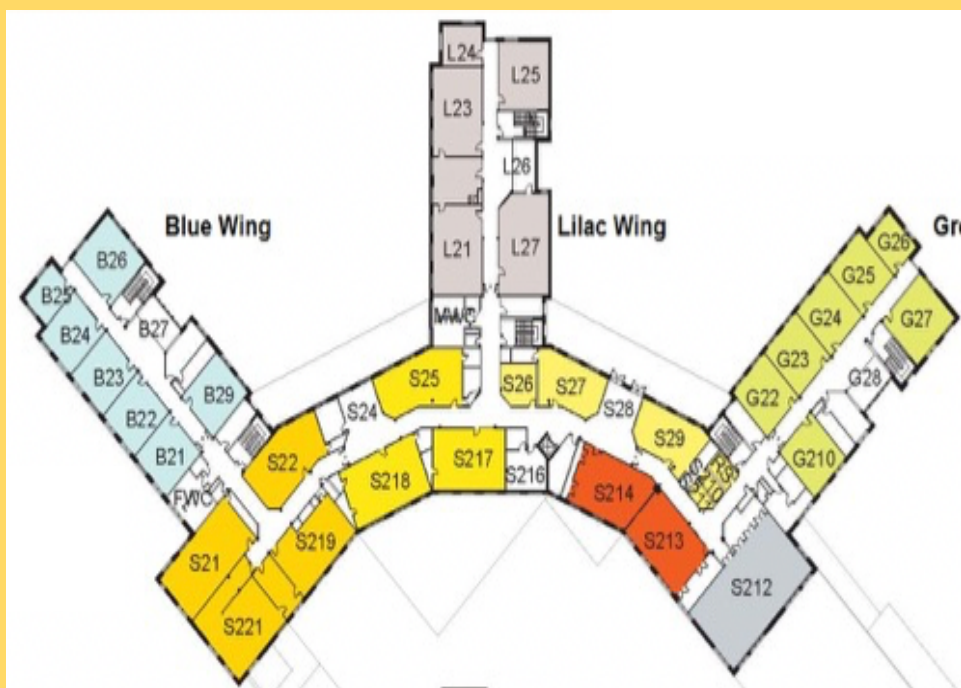
Hello Year 6! We noticed from your questions, that lots of you wanted to know more about how to get around Park Hall.

**Question - Park Hall is a lot bigger than my primary school. Will I be able to find my way around the building?**

Yes, Park Hall is a lot bigger - but do not worry. Here is the map of our school's second floor. In the school we have 3 different wings which are connected together by the Spine (a bit like the one in your back that connects all your bones together).

Looking at the map, can you find the three different wings? They are **Green Wing**, **Lilac Wing** and **Blue Wing**. Can you find the Spine? It is in yellow!

Clue - look at the start of each room number and the letter it begins with!




When you look at each room in the building, it starts with the letter of the area you are in. The next number tells you which floor you are on. The final number tells you which room you are in. Here are some examples.

G.2.10

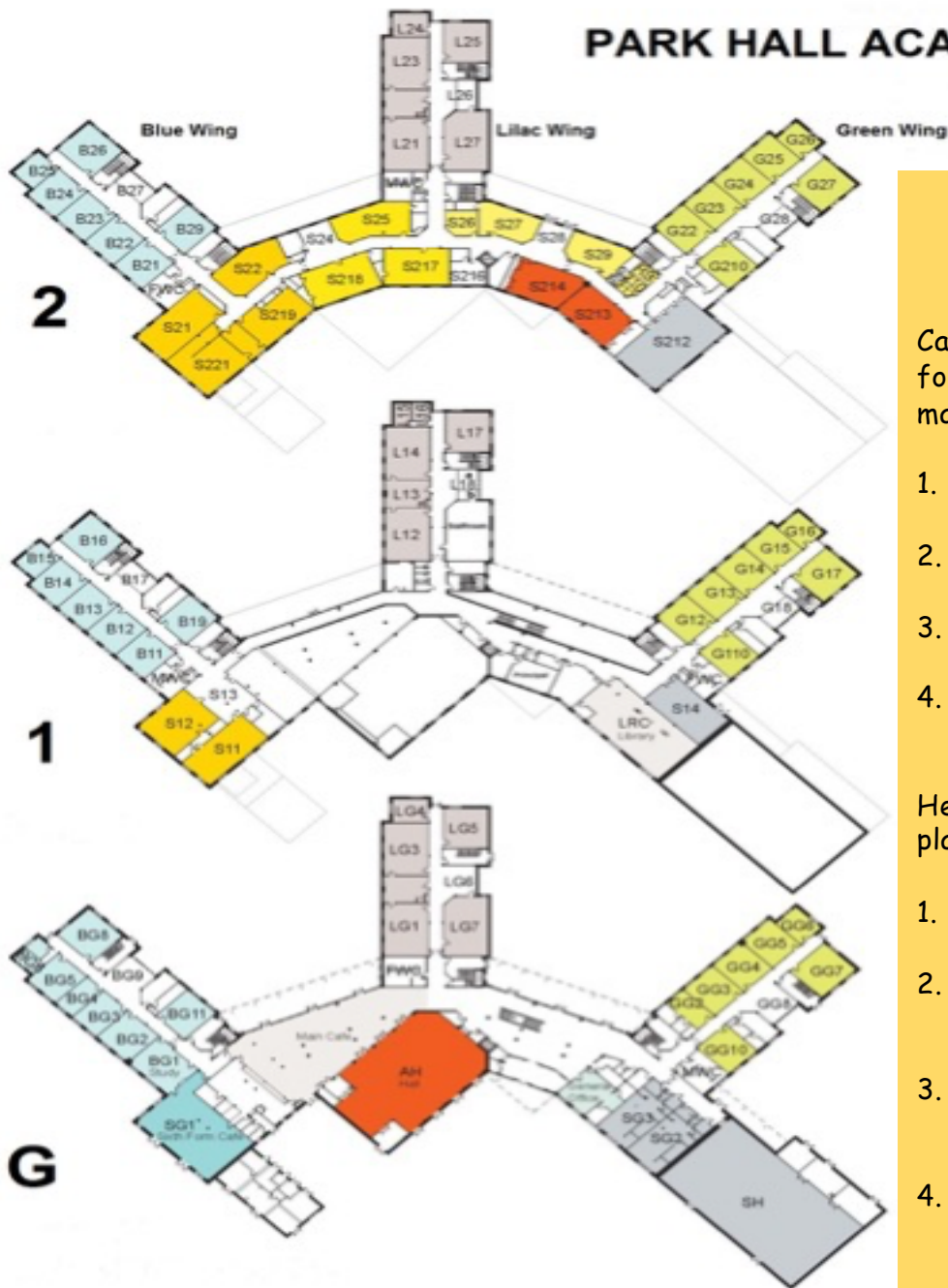
B.2.9

G.G.7





# Finding Your Way Around Park Hall.....it's easy!



## Quiz Are you Park Hall Ready?

Can you find the following rooms on the map?

1. You have English in G.1.2.
2. You have Science in L.G.7.
3. You have got History in B.1.1.
4. You have got Drama in S.2.14

Here are some harder places to find...

1. You have cooking in S.1.2.
2. You have technology in S.2.1.
3. You have got to changed for PE in S.G.3
4. You have got PE in the Sports Hall.

Watch out for next week's edition, where we talk about making new friends.

